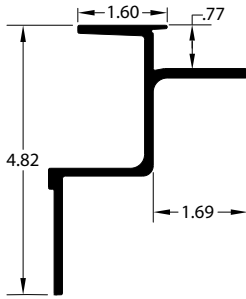
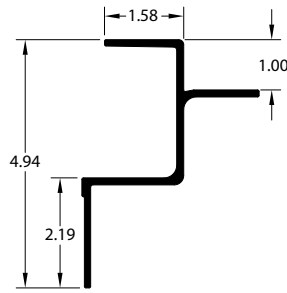


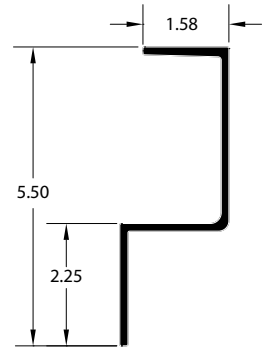
GREAT DANE TOP RAILS



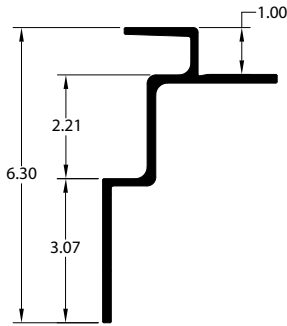
Part Number	Description	Length
71037	E/S STD	616.00"



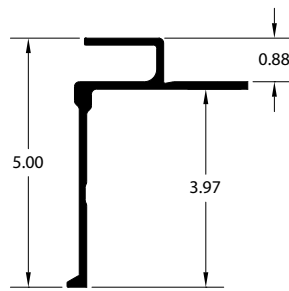
Part Number	Description	Length
60304202	E/S 1" ROOF BOW	616.00"



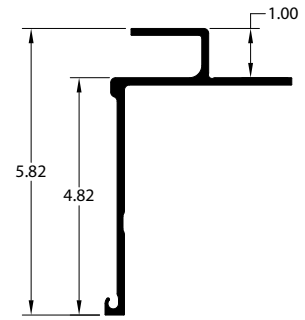
Part Number	Description	Length
60300806	T/C REEFER	618.00"



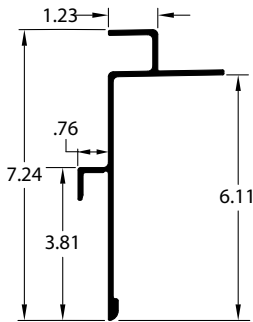
Part Number	Description	Length
60305202	TC VAN LT ROOF	626.00"



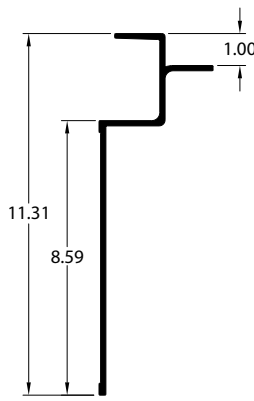
Part Number	Description	Length
60303301	PLATE CONTAINER	464.00"



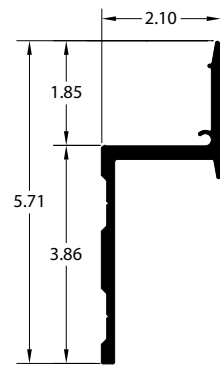
Part Number	Description	Length
60301601	PLATEWALL	608.21"



Part Number	Description	Length
60318848X624.13	COMPOSITE PLATEWALL	624.13"

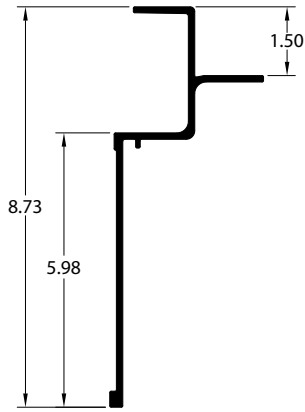


Part Number	Description	Length
60304406	E/S 4.5" TO 7" WEDGE PLATEWALL	622.20"
603044VV-57		684.00"

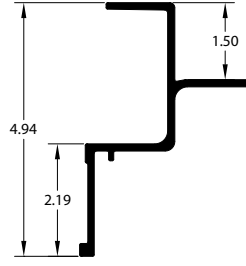


Part Number	Description	Length
60318902X621.25	HEAVY DUTY	621.25"

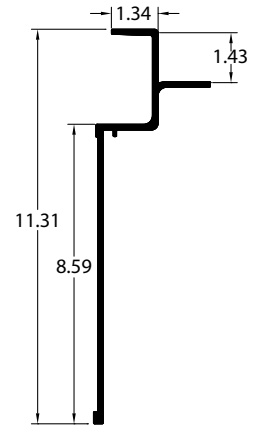
GREAT DANE TOP RAILS



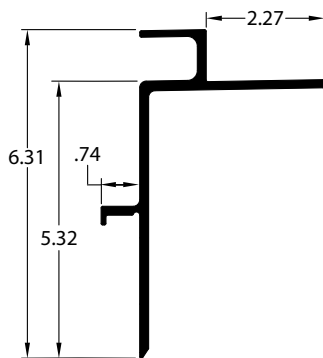
Part Number	Description	Length
60312510	LAX-TEC	622.00"



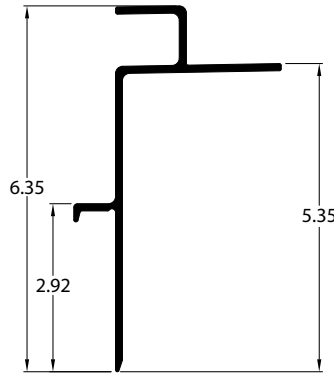
Part Number	Description	Length
60312406	LAX-TEC	612.00"



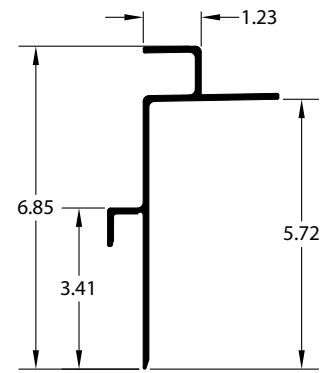
Part Number	Description	Length
60312609	LAX-TEC 4.5" TO 7" WEDGE	622.20"



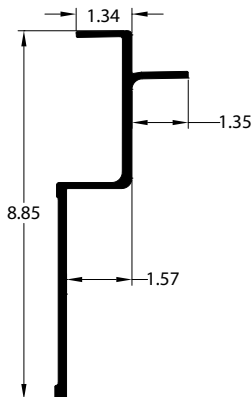
Part Number	Description	Length
60309901	P-SERIES PLATEWALL	624.13"
603099VV-57		684.00"



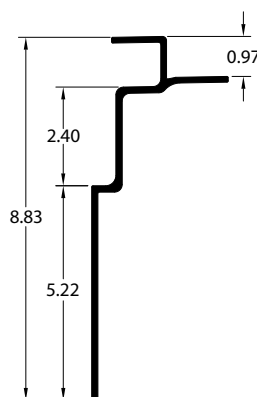
Part Number	Description	Length
60318003X672.13	P-SERIES COMP PLATE	616.75"



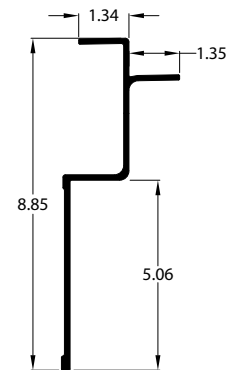
Part Number	Description	Length
60318828X324.13	P-SERIES COMPOSITE PLATEWALL	324.13"
60318828		624.13"
60318828X672.13		672.13"



Part Number	Description	Length
60312701	P-SERIES HD MEXICAN SPEC	612.75"
603127VV-57		684.00"

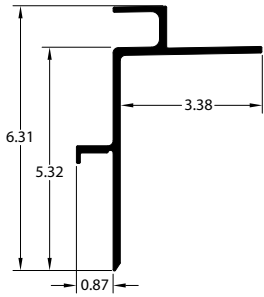


Part Number	Description	Length
60311701	P-SERIES THINWALL	623.63"
603117VV-57		684.00"

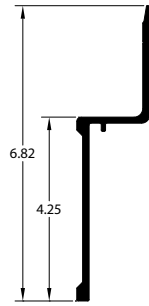


Part Number	Description	Length
603090VV-9		108.00"
603090VV-27	P-SERIES STANDARD	324.63"
603090VV-52		624.63"
603090VV-57		684.00"

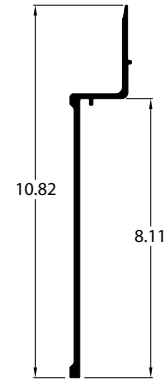
GREAT DANE TOP RAILS



Part Number	Description	Length
60316701	P-SERIES PLATE	624.38"



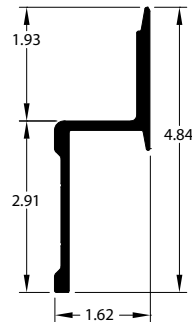
Part Number	Description	Length
60317501	SLT PNL BUILT	617.00"



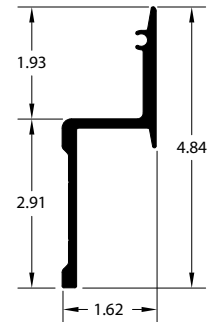
Part Number	Description	Length
60317601	HD PNL BUILT	617.00"



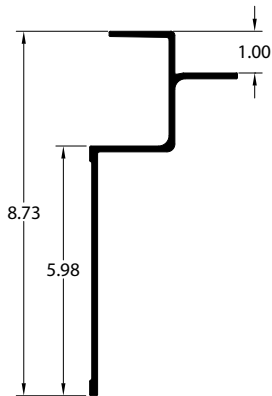
Part Number	Description	Length
004-14046-09940	SUPERSEAL STANDARD	621.50"



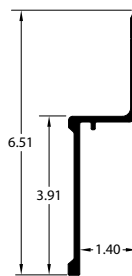
Part Number	Description	Length
60310602	SUPERSEAL J-MODEL	621.00"



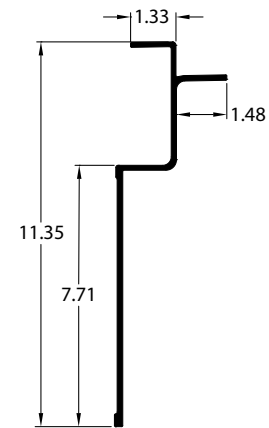
Part Number	Description	Length
60378911X621.25	SUPERSEAL NARROW SIDE	621.25"



Part Number	Description	Length
69102264	1" TO 4" WEDGE	625.00"

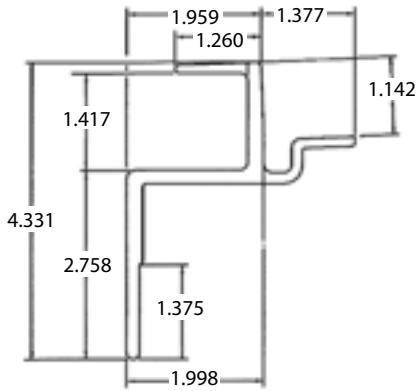


Part Number	Description	Length
60318838X616.75	CTL	616.75"

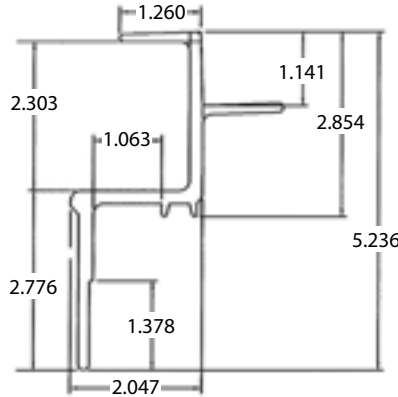


Part Number	Description	Length
60311500X626.00	CSE H/D	626.00"

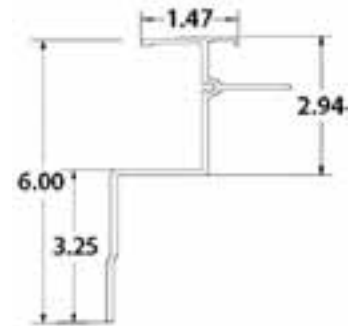
ALL MAKES TOP RAILS



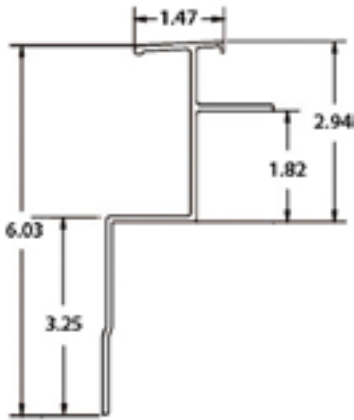
Part Number	Description	Length
501-1609	MANAC ALUMINUM	626"



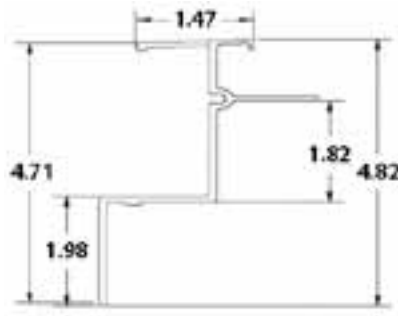
Part Number	Description	Length
502-161	MANAC ALUMINUM	626"



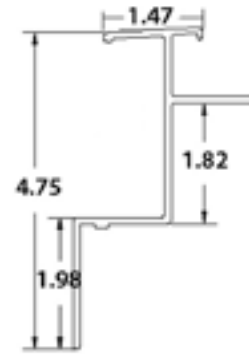
Part Number	Description	Length
0001409	MORGAN ALUM BODY	325"



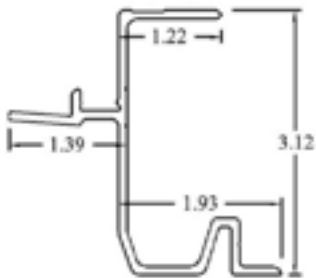
Part Number	Description	Length
00015904	MORGAN ALUM BODY	325"



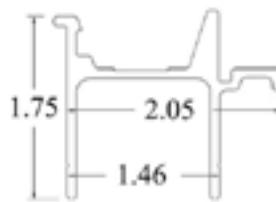
Part Number	Description	Length
0001709	MORGAN FRP	325"



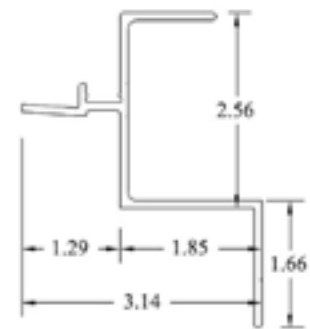
Part Number	Description	Length
00033901	MORGAN FRP	325"



Part Number	Description	Length
002080920002	SUPREME ALUM BODY	322"

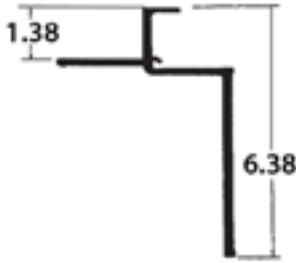


Part Number	Description	Length
002058210004	SUPREME LOWER TOP	322"

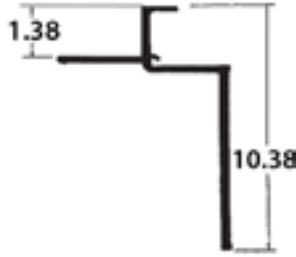


Part Number	Description	Length
002076570004	SUPREME FRP BODY	390"
002076570012	SUPREME FRP BODY	317"

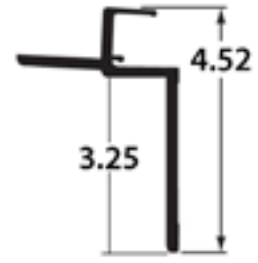
ALL MAKES TOP RAILS



Part Number	Description	Length
01-6650-0-150	UTILITY 3000R	630.00"



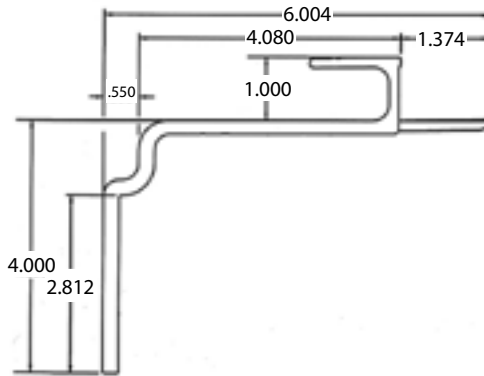
Part Number	Description	Length
01-6650-0-164	UTILITY 3000R WEDGE	626.00"



Part Number	Description	Length
01-6650-0-179	UTILITY 4000DX	626.00"

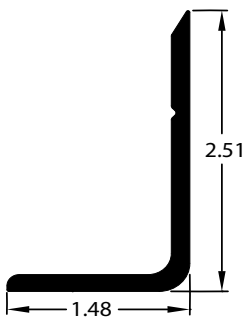


Part Number	Description	Length
E0073240	WABASH DURAPLATE	324.00"
E0076260		624.00"

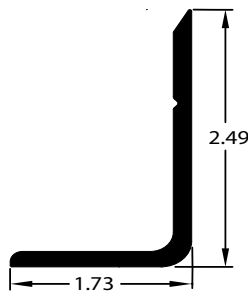


Part Number	Description	Length
47454	STRICK	621.00"

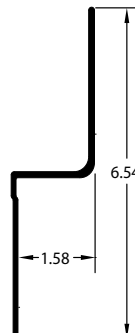
TOP RAIL SPLICES



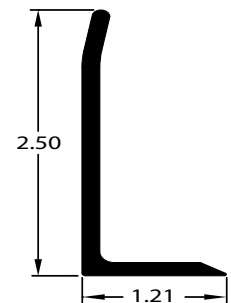
Part Number	Length
41200878	96.00"



Part Number	Length
41203101	96.00"



Part Number	Length
43950336	4.63"



Part Number	Length
41203204	2.5"