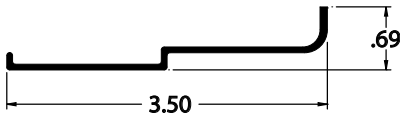
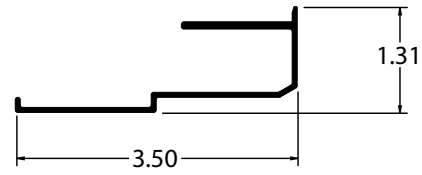


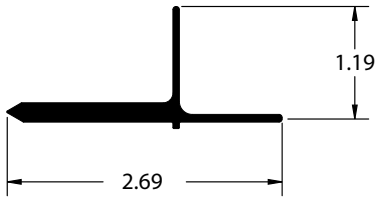
ENDSTOPS



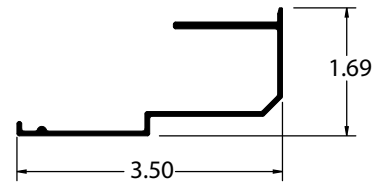
Part Number	Description	Length
004-26532-01876	SUPERSEAL SIDEWALL ENDSTOP	117.25"



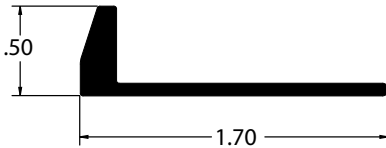
Part Number	Description	Length
60430520X113.25	SUPERSEAL SIDEWALL ENDSTOP	113.25"



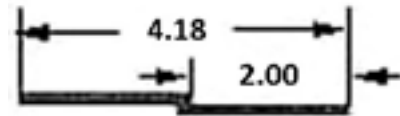
Part Number	Description	Length
60429700X107.37	FRONT WALL ENDSTOP	107.37"



Part Number	Description	Length
60429904	SIDEWALL ENDSTOP	139.87"



Part Number	Description	Length
60424300X130.00	CORRUGATED SIDE SHEET CLOSURE	130.00"



Part Number	Description	Length
E0901200	WABASH ALUM STARTER POST	120.00"